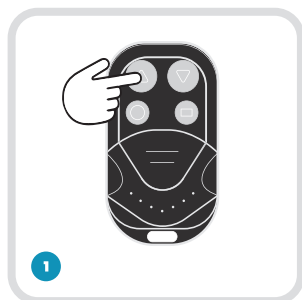


L11_P

Urban Key®

Manual de Utilizador

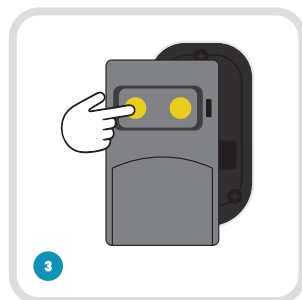
Cópia Direta



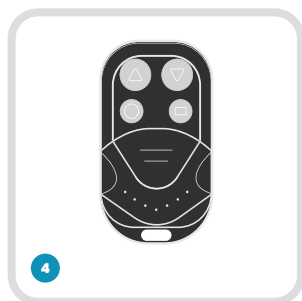
Pressione e mantenha pressionado o botão do L11_P onde quer inserir o código.



Pressione 3 vezes qualquer outro botão, o LED irá piscar duas vezes e apagar.



Aproxime o emissor original se possível, costas com costas, pressione o botão do original que quer copiar até que o LED do L11_P fixe. De seguida largue os botões.



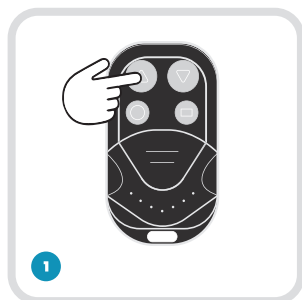
Repita o processo para outros botões se assim o desejar.

L11_P

Manual de Usuario

Urban Key® 

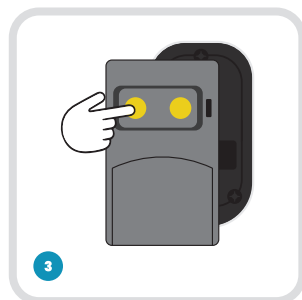
Cópia Directa



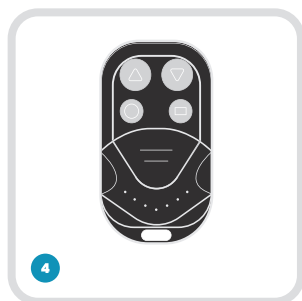
Presione y mantenga presionado el boton del L11_P donde quiere introducir el código.



Presione 3 veces cualquiera de los otros botones, el LED empezara a parpadear 2 veces y se apaga.



Aproxime el emisor original lo mas posible espalda con espalda, presione el boton del original que quiere copiar hasta que el LED del L11_P fija. Suelte todos los botones.



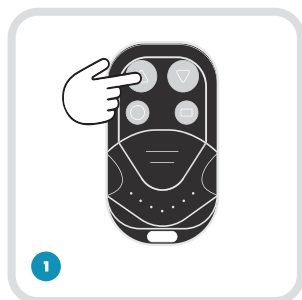
Repita el preceso para los otros botones si asi lo desea

L11_P

User Manual

Urban Key® 

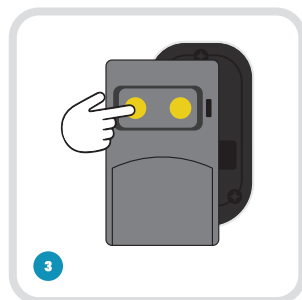
Direct Copy



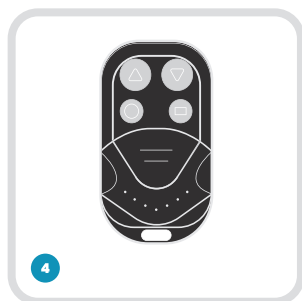
Press and hold the L11_P button where you want to enter the code.



Press any other button 3 times, the LED will flash twice and then go out.



Place the original remote if possible, back to back, press the button on the original you want to copy until the LED on the L11_P turns on, then release the buttons.



Repeat the process for other buttons if desired