

INSTRUCTIONS

208CK
208K

Battery low voltage protection door dedicated power supply

Thank you very much for your purchase of this product

⚠ Safety tips

Thank you very much for you buy this product, in order to correctly use this product, please read the instruction manual carefully before using.

Product introduction

This product after years of engineering installation and customer feedback. Repeatedly was improved, and using the latest international technology, and the output stability, high precision, small volume, light weight, elegant appearance, unique design. And get it now allows you to use at ease of access control power supply.

Functions and features

1. The input voltage AC100 - 260 V frequency 50-60 HZ;
2. Good isolation, high and low voltage 1500 V AC / 1 minutes without breakdown.
3. The output voltage adjustable DC11.5 V - 13.5 V (suits Wiring is far, to make the electric lock does not work, At this time can put the high voltage adjustable); Output current: 5 A;
4. The ripple voltage Upp 50 mv or less;
5. A short circuit (flow) protection (output circuit is short circuit will automatically disconnect, When troubleshooting will automatically return to normal.) Overheating, over-voltage protection;
6. Battery polarity reverse protection (when the battery is connected backwards, the power will not be damaged. At this point, the battery is in positive or negative adjustment, the battery power, recovery is about 20 seconds).
7. The charging no-load voltage is 16.5v, and the charging voltage is 13.8v when the battery is connected. The 12V/7AH battery is fully charged for 18 hours.
8. Over-discharge protection of the battery (when the battery voltage is lower than 9.2v in the process of using the battery, the battery will be automatically disconnected to protect the data loss of the access control device and the quick charging of the battery when it calls).
9. The switching time between the power supply and the battery is 10ms, which is a real uninterrupted power supply.
10. There is a battery start button B(as shown in the figure), which is convenient for battery installation and test when AC220V is not connected.
11. There is a remote control seat. The opening time is 0-15s. It is convenient to install the remote control door. Electric lock output set NC,NO, can adapt to any type of electric lock.
12. CONTROL is a set of active signal inputs (dc5-24v) that are internally isolated and can be connected simultaneously Multiple access controllers and building intercom.
13. Weight :208CK 1.0kg volume :210*180*70MM
208K 0.3kg volume 130*72*40MM
Any access controller, as long as it has it, all problems can be solved.
It can also be used as power supply for other equipment, such as alarm, monitoring, etc.

⚠ Matters needing attention

This product cannot be installed in the dampness or rain can pour into place, should be in a ventilated and dry place.

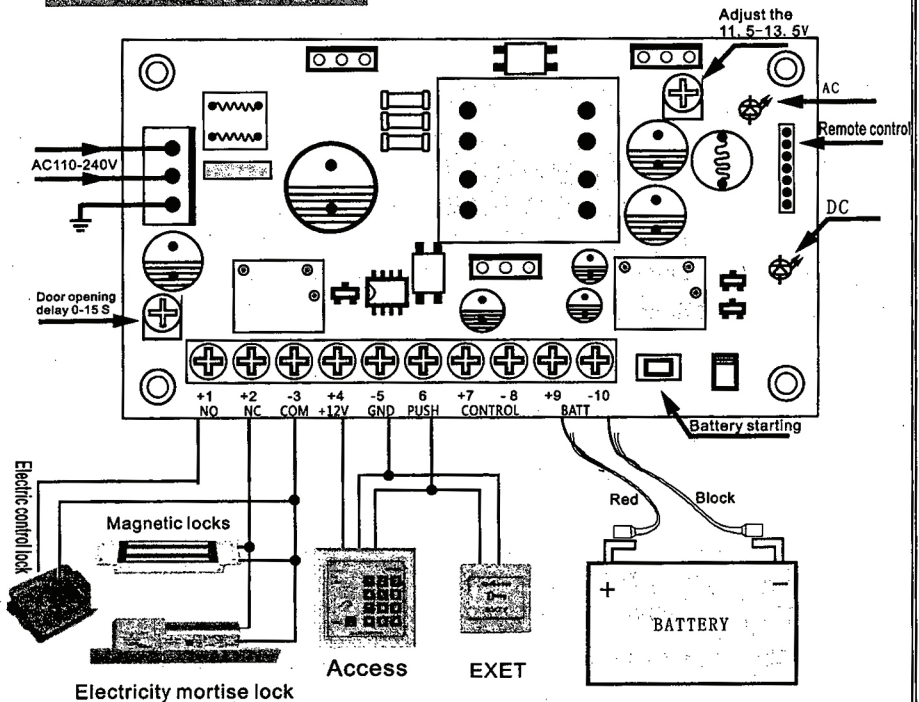
Two red line for AC100-260 - v input, the input voltage can't beyond this range, yellow green line must be reliable grounding.

Organic glass live parts for high pressure parts, non-professional personnel shall not be opened without authorization. Wire shall not be arbitrarily or with a screwdriver to touch component parts. More cannot be charged maintenance.

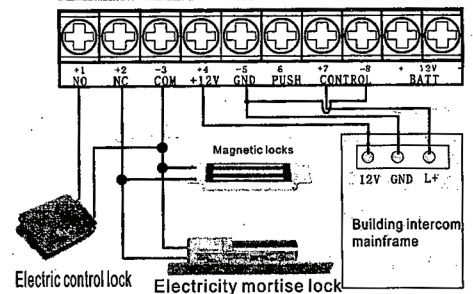
When installing the battery should identify the corresponding fork "red and black" line.

Non-artificial factors, equipment failure, since the date of the factory warranty for one year.

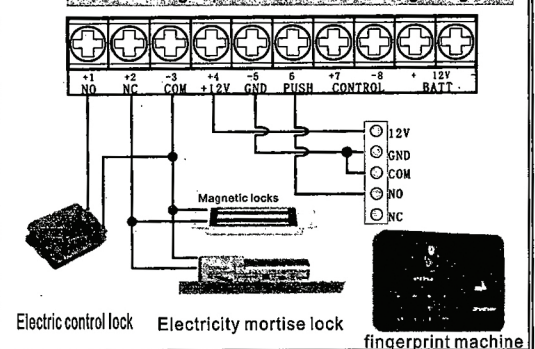
1 The wiring diagram



2 The communication wiring diagram



3 The fingerprint machine wiring diagram



4 Mute lock wiring diagram

